



MKC-SS Stainless steel washer

Stainless steel washer for use in combination with metal facade fixings from MBA range



Product information

Features and benefits

- Fire resistant washer
- Stainless steel washer for corrosion resistance
- Washer to suit all types of compressible thermal insulation materials
- Quick and easy application
- A versatile solution for many insulation scenarios.

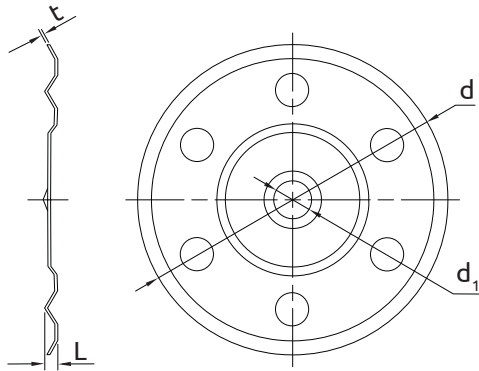
Applications

- Polystyrene (EPS) boards
- Polyurethane (PU) boards
- Mineral wool (MW) boards
- Cork boards
- Light wood wool boards

Installation guide

1. Insert MBA fixing through hole in centre of MKC washer.
2. Follow installation procedure for relevant MBA fixing.

Product information



Product Code	Diameter	Inside diameter	Thickness	Length
	d	d ₁	t	L
	[mm]			
MKC-SS-85	85	14	0.5	2.8

Product commercial data

Size	Product Code	Diameter [mm]	Thickness [mm]	Length [mm]	Fixing			Quantity [pcs]			Weight [kg]			Bar Codes
					Diameter [mm]	Length [mm]	Plate diameter [mm]	Box	Outer	Pallet	Box	Outer	Pallet	
	MKC-SS-85	85	0.5	2.8				250	250	12500	4.8	4.8	270.0	5906675437071
Ø8	MBA-SS-08090				8	90	35	250	250	12000	4.1	4.1	224.6	5906675049885
	MBA-SS-08110				8	110	35	250	250	12000	4.5	4.5	247.5	5906675049892
	MBA-SS-08140				8	140	35	250	250	9000	5.4	5.4	223.5	5906675049908
	MBA-SS-08170				8	170	35	250	250	9000	6.8	6.8	275.0	5906675049915
	MBA-SS-08200				8	200	35	250	250	9000	7.3	7.3	291.3	5906675049922
	MBA-SS-08250				8	250	35	125	125	6000	4.5	4.5	247.6	5906675049939
	MBA-SS-08300				8	300	35	125	125	6000	5.3	5.3	285.0	5906675049946